

Peer Instruction

This activity facilitates the running of Peer Instruction in class. Peer Instruction is a method advocated by Professor Eric Mazur in which students teach and learn from each other

Select multiple choice question

Create new question

Step 1:

Quiz name	Last update	Date created
abc	2014-02-25	2013-11-26
sdf	2013-11-26	2013-11-26
7-7-2015_Demo	2014-01-16	2014-01-16
Demonstration	2015-07-03	2014-02-06
	2015-07-03	2015-07-03
	2015-08-04	2015-08-04

OR

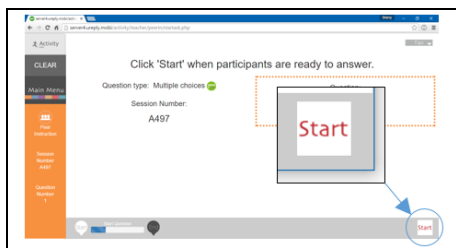
Number of choices in this question: 4

Enter your question text (optional):

Start Creating

Step 2: Click 'start' when participants are ready to answer.

Teacher side:



Student side:

Session number *

Required

Student ID (Optional)

Student name (Optional)

Remember my student ID and student name.

Join

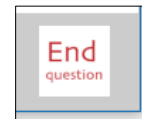
English

How are you?
You have submitted: **None**


1/A 2/B 3/C

4/D

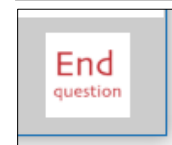
Step 3: Click 'end' when most/all participants have responded.



Step 4: Now ask students to discuss with each other, talk about the answers they picked and the reasons behind. Students rethink and revise their viewpoint. Click 'next' to ask the same question again.

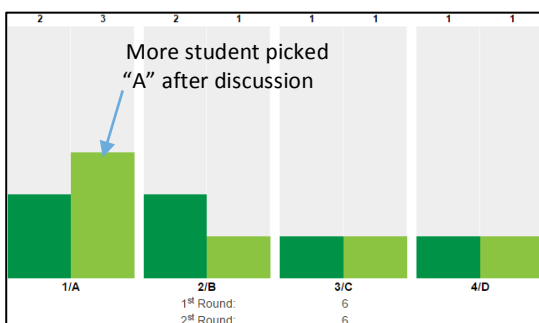


Step 5: Ask students to answer again, this time more wisely. Click 'end' when all/most responses are collected



Step 6: This page shows students' answers in both rounds. The next tab group students into four types.

Answers in both rounds



Four type



- ✓✓ These students got the right answer all the way. They knew the stuff very well.
- ✗✓ These students were able to learn from their peers. They were able to tell right from wrong. They are good learners.
- ✗✗ These students did not seem to understand the issue at hand. They may need to consult teachers or talk to peers again.
- ✓✗ These students got it right the first time but were then confused after the discussion. They need to judge more carefully.

Step 7:

- 1: Ask another question and will go back to step 1
- 2: End the session

